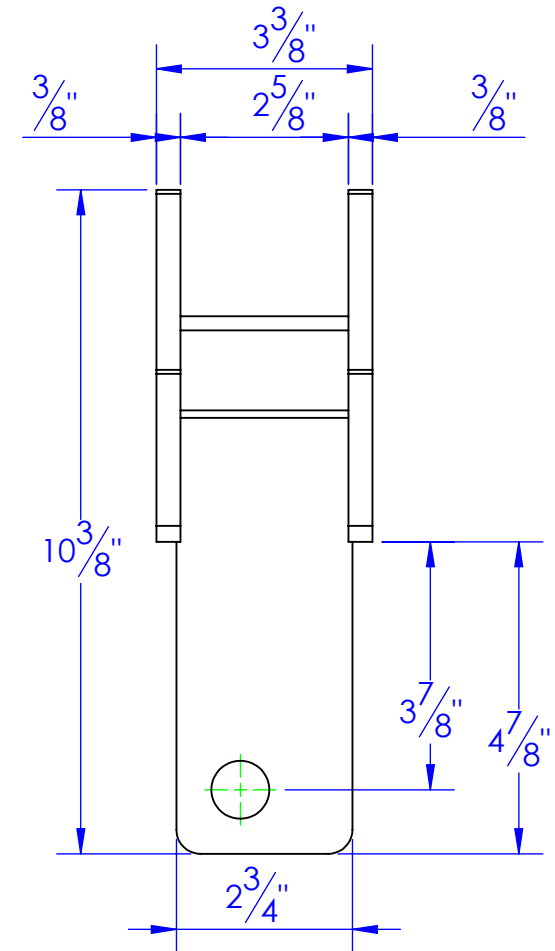
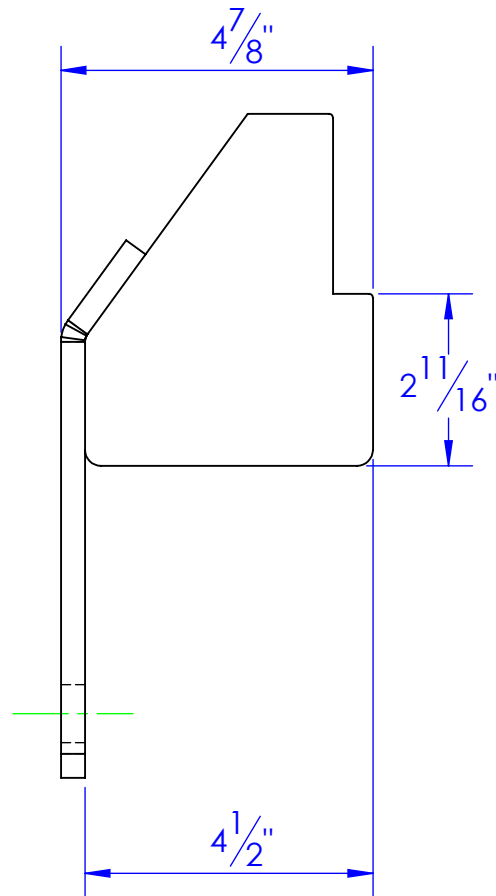
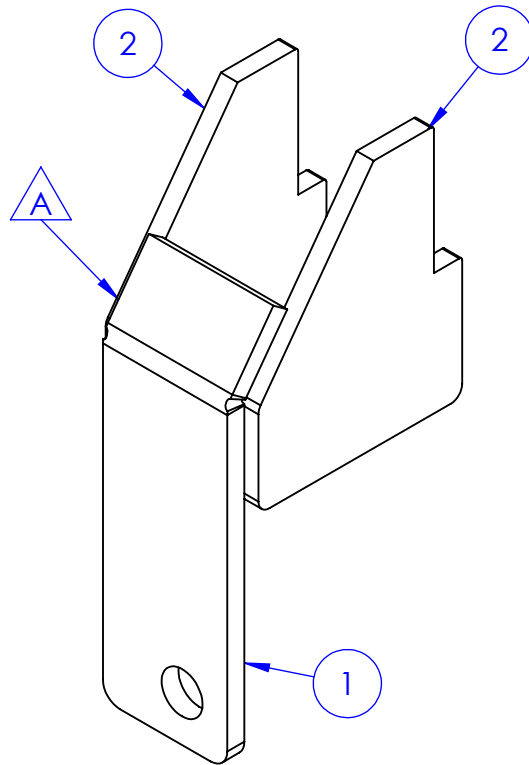


ITEM NO.	PART NUMBER	DESCRIPTION	MATERIAL	DRAWING #	QTY.
1	FP-DLL4-8	3/8X2-3/4X8-9/16" MOUNT SUPPORT PASS SIDE	3/8" HRS	90-1824-31	1
2	FP-DLL4-6	DLL-4 REAR SIDE PLATE	3/8" HRS	90-1824-30	2

REVISIONS			
REV.	DESCRIPTION	DATE	APPROVED
A	UPDATED TO NEW DWG FROM 10-1837 B	1/24/2013	



PROPRIETARY AND CONFIDENTIAL
THE INFORMATION CONTAINED IN THIS
DRAWING IS THE SOLE PROPERTY OF TRIPLE
C INC. ANY REPRODUCTION IN PART OR
AS A WHOLE WITHOUT THE WRITTEN
PERMISSION OF TRIPLE C INC. IS PROHIBITED.

DIMENSIONS ARE IN INCHES TOLERANCES: FRACTIONAL $\pm 1/16$ ANGULAR: MACH ± 1 BEND \pm TWO PLACE DECIMAL ± 010 THREE PLACE DECIMAL ± 005	
MATERIAL	--
DO NOT SCALE DRAWING	

NAME	DATE
DRAWN HEATH	1/25/2013
PART #	
ASM #	FP-DLL4-5
COMMENTS:	
PASSENGER, REAR BRKT, DLL-4, WLDMT	

P.O. BOX 248,
SABETHA, KS 66534

TRIPLE C
INC.

SIZE A	DWG. NO. 90-1824-29	REV. A
SCALE: 1:3	WEIGHT: 6.38	SHEET 1 OF 1